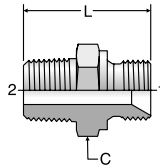


FMK4 Full Dimensions

NPTF Male Connector
60° Cone / NPT

Mates with 92, B1, B2 and B4 style hose fitting

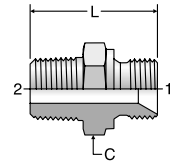


TUBE FITTING PART #	END SIZE		C HEX (mm)	L (mm)	STANDARD Dynamic Pressure (x 1,000 PSI)
	1 BSPP	2 NPTF			S
2FMK4	1/8	1/8	14	24.4	5.1
2-4FMK4	1/8	1/4	19	28.9	5.1
4FMK4	1/4	1/8	19	28.9	5.1
4-4FMK4	1/4	1/4	19	33.4	5.1
4-6FMK4	1/4	3/8	19	33.6	5.1
6FMK4	3/8	1/4	22	35.1	5.1
6-6FMK4	3/8	3/8	22	35.1	5.1
6-8FMK4	3/8	1/2	22	39.9	5.1
8FMK4	1/2	3/8	27	38.6	2.9
8-8FMK4	1/2	1/2	27	43.4	2.9
8-12FMK4	1/2	3/4	27	43.9	2.9
12-8FMK4	3/4	1/2	32	45.9	2.9
12FMK4	3/4	3/4	32	45.9	2.9
12-16FMK4	3/4	1	36	50.8	2.9
16-12FMK4	1	3/4	41	49.6	1.7
16FMK4	1	1	41	54.5	1.7

F3MK4 Full Dimensions

BSPT Male Connector
60° Cone / BSPT

Mates with 92, B1, B2 and B4 style hose fitting

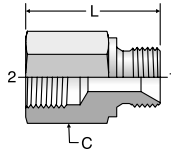


TUBE FITTING PART #	END SIZE		C HEX (mm)	L (mm)	STANDARD Dynamic Pressure (x 1,000 PSI)
	1 BSPP	2 BSPT			S
2F3MK4	1/8	1/8	14	24.4	5.1
2-4F3MK4	1/8	1/4	14	28.9	5.1
4F3MK4	1/4	1/8	19	28.9	5.1
4-4F3MK4	1/4	1/4	19	33.4	5.1
4-6F3MK4	1/4	3/8	19	33.4	5.1
6F3MK4	3/8	1/4	22	35.1	5.1
6-6F3MK4	3/8	3/8	22	35.1	5.1
6-8F3MK4	3/8	1/2	22	39.9	2.9
8F3MK4	1/2	3/8	27	38.6	5.1
8-8F3MK4	1/2	1/2	22	43.4	2.9
10F3MK4	5/8	1/2	27	45.9	2.9
10-12F3MK4	5/8	3/4	30	45.9	2.9
12F3MK4	3/4	3/4	30	45.9	2.9
12-8F3MK4	3/4	1/2	32	46.0	1.7
12-16F3MK4	3/4	1	36	50.8	1.7
16F3MK4	1	1	41	54.5	1.7
16-12F3MK4	1	3/4	41	49.6	1.7
20F3MK4	1 1/4	1 1/4	50	63.7	1.5
24F3MK4	1 1/2	1 1/2	55	68.5	

G4MK4 Full Dimensions

BSPP Female Connector
60° Cone / BSPP

Mates with 92, B1, B2 and B4 style hose fitting

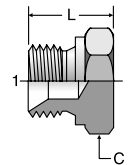


TUBE FITTING PART #	END SIZE		C HEX (mm)	L (mm)	STANDARD Dynamic Pressure (x 1,000 PSI)
	1 BSPP	2 BSPP			S
6G4MK4	3/8	1/4	22	37.1	5.1
6-6G4MK4	3/8	3/8	23	36.9	
8-4G4MK4	1/2	1/4	27	38.0	2.9
8G4MK4	1/2	3/8	30	45.3	2.9
12-4G4MK4	3/4	1/4	32	40.0	2.9
12-6G4MK4	3/4	3/8	32	41.6	2.9
12-8G4MK4	3/4	1/2	32	47.3	2.9
16-4G4MK4	1	1/4	41	43.0	1.7
16-6G4MK4	1	3/8	41	44.6	1.7
16-8G4MK4	1	1/2	41	50.3	1.7
16-12G4MK4	1	3/4	41	52.2	1.7

PNMK4

Hex Plug
60° Cone

Mates with 92, B1, B2 and B4 style hose fitting



TUBE FITTING PART #	END SIZE 1 BSPP	C HEX (mm)	L (mm)	STANDARD Dynamic Pressure (x 1,000 PSI)
				S
2PNMK4	1/8	14	14.3	5.1
4PNMK4	1/4	19	18.8	5.1
6PNMK4	3/8	22	20.5	5.1
8PNMK4	1/2	27	24.0	2.9
10PNMK4	5/8	30	24.0	2.9
12PNMK4	3/4	32	26.5	2.9
16PNMK4	1	41	30.2	1.7
20PNMK4	1 1/4	50	38.7	1.5
24PNMK4	1 1/2	55	42.7	1.5
32PNMK4	2	70	48.2	1

Dimensions and pressures for reference only, subject to change.

- Visual Index
- How To Order
- Specs
- Assembly / Installation
- Reference Section